

**M8 144 Languages Translation
Earphones Noise Reduction Smart Voice
Translator TWS Bluetooth Headset -
Black**



Preparation before use

Scan the QR code to download and install



Apple iOS User

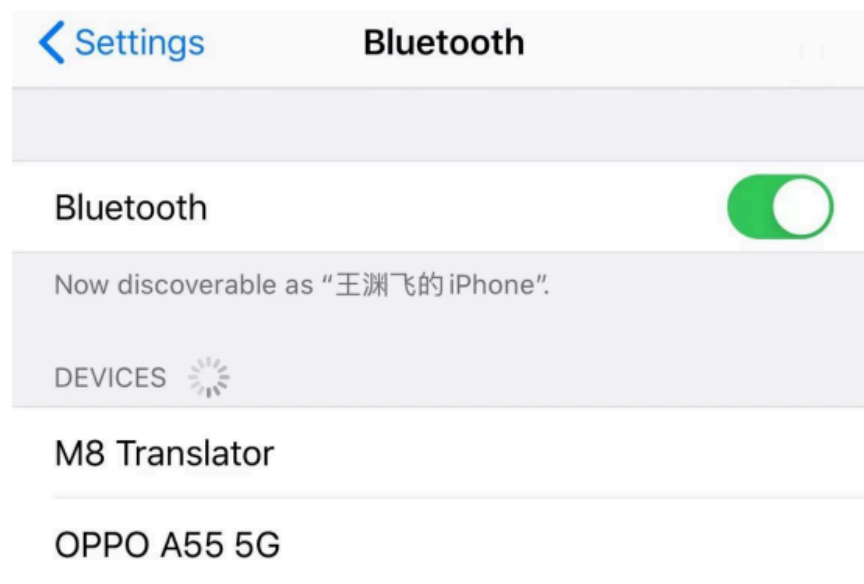


Google play

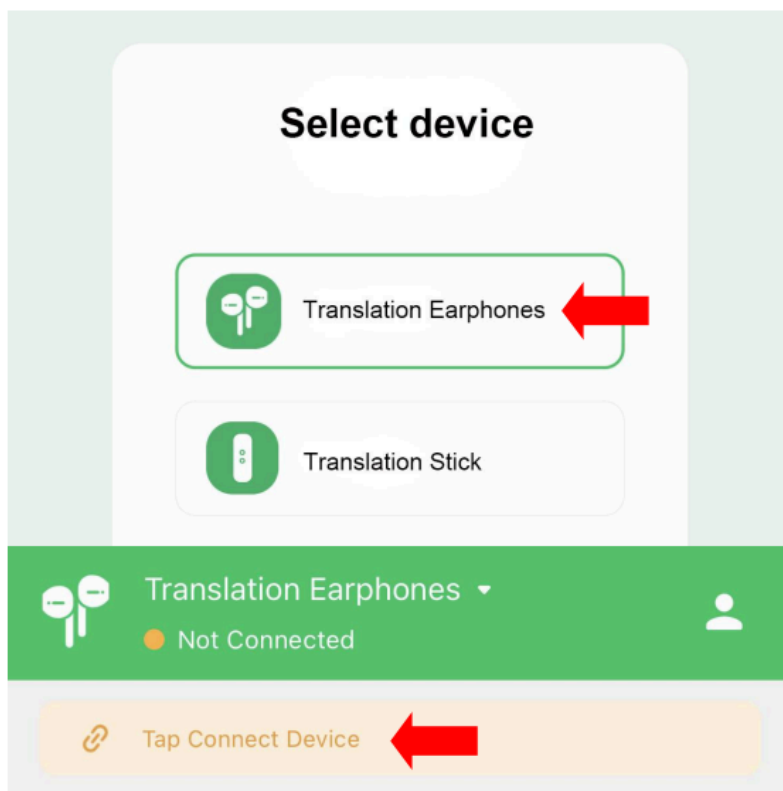
Search for the "One-Click" application on IOS Mall or Google Play, download and install the application

Translation earphone connection and pairing

Put the headphones back into the charging compartment, turn on and remove them again, and wait for the headphones to pair successfully. Then open Phone Settings - Bluetooth to connect headphones.

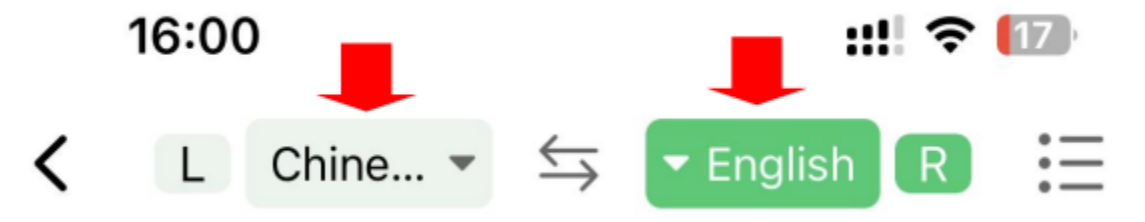


Open the "One Click" app and enter the "Translation Earphones" mode. If there is no connected device, jump to the settings page, select Bluetooth, Connect your phone.



Set language

Open any mode, with the language on the left corresponding to the left ear and the language on the right corresponding to the right ear. Set the desired output language and target language to start the conversation!



Basic translation model

- *Touch mode*

In "Touch mode", one person wears one earphone and clicks the earphone to translate in real time. Suitable for scenarios where an acquaintance is willing to wear your earphone.

- *Speaker mode*

In "Speaker mode", one person wears the earphone, one person holds the phone, suitable for strangers who are not convenient to wear your earphone scenario. (For example: outdoor, shopping, asking for directions, etc.)

- *Free talk mode*

In "Free speech mode", Click the (Start Conversation) button below the screen to start the conversation. No need to touch the headphones and phone. Two people each wear a earphone, real-time translation, free communication (Recommended for use in quiet scenes).

Paid subscription translation model

- *Offline mode*

Before using "offline mode", you need to purchase and download the offline translation package on the APP page in advance, so that you can translate in real time even if there is no network on your cell phone.

- *Audio and video translation mode*

With a paid subscription, you can use the "Audio/Video Translation" mode, where you can share a link to another person and have a video conversation. There is no distance limitation in this mode.

- *Photo translation mode*

After paying for any package, this mode is automatically activated, and you can use your cell phone to take a picture of the target text you need to translate, or import a photo to translate it, and you can copy the contents of the translated text

Frequently asked questions

- *No sound in earphones (left & right ears)?*
 1. Check if the earphone has power
 2. After putting the earphone back into the charging compartment, delete this earphone's name in the Bluetooth list of the phone and restart it, so that the earphone can automatically pair and connect again.

- *Bluetooth is unstable or the device cannot be found?*
 1. Make sure the earphone is close to the mobile device to ensure that there is no RF interference.
 2. Put the earphone back into the charging case, cover the charging case lid for 20 seconds, and then take it out again for pairing.

- *No response for translation*
 1. Try to reboot phone or APP
 2. Check whether the network is normal or replace the network.
 3. Pronunciation should be as standard, loud, and clear as possible.

- *Cannot turn on or charge*

Check if the headphones have power and if there are any foreign objects on the charging contacts.